

THE OFFICIAL
STANLEY
SNOW EXPLORER

PASSPORT



EXPLORE • OBSERVE • WONDER • PROTECT

EXPLORE WITH WONDER.
LEAVE WITH KINDNESS.



WELCOME, EXPLORER!

I'M SO HAPPY YOU'RE HERE.

I'm Stanley, your snowy friend and guide.

I live in the Snow Kingdom,
where every snowflake is unique
and every day is an adventure!

Use this passport to explore, discover,
learn, and protect the wonderful
world of snow.

Let's go explore!

—Stanley



ABOUT STANLEY

★ YOUR SNOWY FRIEND & GUIDE ★

★ Hi, I'm Stanley!

I'm a snowflake with a big heart and a very important job—to help snow bring magic, beauty, and kindness to our world.

★ I live in the Snow Kingdom, a place high in the mountains where snowflakes are born. From there, I float, swirl, and sparkle all the way down to Earth on wonderful adventures!

★ I love exploring, meeting new friends, learning about nature, and reminding everyone that even the tiniest flakes can make a big difference.

THANK YOU FOR EXPLORING
THE WORLD OF SNOW WITH ME!



★ FUN FACTS ABOUT STANLEY ★



I'M UNIQUE!

No two snowflakes are the same—just like you!



I STAY COZY

I love bundling up in clouds before my snowy adventures!



I LOVE TO LEARN

I'm always curious and love discovering new things about our winter world.



KINDNESS MATTERS

I believe kindness warms the world like sunshine on a snowy day.



ADVENTURE CALLS

Every snow day is a new adventure—where will we explore next?



MY SNOW EXPLORER PROMISE

I PROMISE TO...



LOOK CLOSELY.

I will take time to notice the magic all around me.



ASK QUESTIONS.

I will stay curious and wonder about the world of snow.



BE KIND TO NATURE.

I will respect and care for our winter world and all who live in it.



PROTECT ANIMALS.

I will help keep animals safe and their homes clean.



LEAVE PLACES BETTER THAN I FOUND THEM.

I will take care of our trails, parks, and snowy places.



NEVER STOP WONDERING.

I will keep exploring, learning, and sharing the wonder of snow!

Signed, _____

Date, _____



EVERY SNOWFLAKE IS A STEP TOWARD BECOMING A MASTER SNOW EXPLORER!



WELCOME TO

SNOW KINGDOM

A place of wonder.
A world of sparkle.
Your adventure begins here.

STANLEY'S STORY

Hi there!
I'm Stanley
the Snowflake.
Come with me and
I'll show you how
I was born!

Every snowflake has a story.
This is how mine began...



1 It Starts High in the Sky

I began as a tiny speck of dust carried high into the cold air by the wind.



2 A Little Freeze

The air was very cold—so cold that the water vapor around me began to freeze.



3 A Tiny Crystal

I became a tiny ice crystal. My shape started to grow, branch by branch.



4 I Grew and Twisted

As I floated through the clouds, I grew more branches. No two snowflakes are ever the same!



5 The Journey Down

I began to fall—slowly, spinning and dancing on the winter wind.



6 I Landed on You!

At last, I landed softly on your mitten, your nose, or maybe your sleeve! Now our adventure begins.



Look closely.
Catch a snowflake.
What shape is your new snowy friend?



MEET MY WINTER FRIENDS

These are my wonderful friends!
We all have special gifts to share.

We all live in Snow Kingdom.
Can you spot us on your adventures?

OWL

I'm very quiet and wise. I see the world best at night.



RABBIT

I have big ears that help me hear every little sound.



FOX

I'm fast and clever. I love exploring and finding hidden things.



DEER

I move gently through the woods. I love crunching snowy leaves.



SQUIRREL

I'm busy all winter gathering treasures to keep me warm.



CHICKADEE

I may be tiny, but I have a big voice!
Chick-a-dee-dee!

Look around next time you're outside.
How many friends can you find?



Be quiet, be kind,
and nature will share its magic with you.

BUILD YOUR EXPLORER PACK

Every great adventure starts with the right gear!

DRAW YOUR MITTENS

Every explorer needs warm mittens!
Draw your favorite pair here.

CIRCLE WHAT YOU'LL BRING

Circle the gear you want to pack for your adventure.



HAT ★



BOOTS ★



SCARF ★



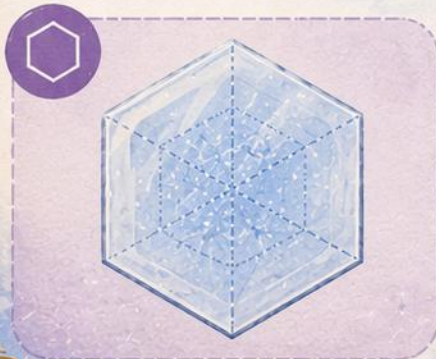

MAGNIFYING GLASS



NOTEBOOK

A prepared explorer is a happy explorer!

SNOWFLAKE SCIENCE





DRAW YOUR OWN SNOWFLAKE

Every snowflake is one of a kind—
what will yours look like?



There are no
mistakes in nature.
Let your imagination
snow!

SNOWFLAKE OBSERVATION LOG

Look closely. Wonder deeply.
Every flake is unique—just like you!

DATE

TEMPERATURE

WEATHER



°F



SKETCH

Draw the snowflake you see. Notice its shape, patterns, and details.

NOTES

WINTER SCAVENGER HUNT

Let's explore! How many can you find?
Check the boxes as you go.



Snowflake



Pinecone



Winter Berries



Icicle



Animal Tracks



Bare Branch



Snowball




Bird at Feeder



Winter Bird



Evergreen Tree



Snow-Covered Rock



Something That
Made You Smile

What was your favorite thing you found?



ANIMAL TRACKS

Match each animal to their track!

ANIMALS



Red Fox



White-Tailed Deer



Rabbit



Squirrel



Raccoon



Porcupine

TRACKS



A



B



C



D



E



F

Look closely.
Nature leaves
clues everywhere!



SNOW ANGEL CHALLENGE




Make a snow angel and see how beautiful you are!

HOW TO:

1. Lay down on your back in the snow.
2. Spread your arms and legs wide.
3. Sweep your arms up and down.
4. Look at your beautiful snow angel!

Every snow angel is one of a kind!



Tag your snow angel with a name!

My Snow Angel's Name:

SNOWMAN BUILDER

MIX & MATCH FUN!

Choose your favorite pieces to build your perfect snowman!



HATS



SCARVES



FACES



ARMS



EXTRAS



BUTTONS



Be creative!
There's no wrong way to build a snowman!

SHARE YOUR SNOWMAN WITH STANLEY!

Take a photo of your snowman and share it with Stanley!

StanleyTheSnowflake.com

Stanley can't wait to see your awesome creation!



We can't wait to see yours!

WINTER BIRDS

Even on the coldest days,
birds bring beauty and song to winter!

Learn about these amazing birds.

CHICKADEE



- * Small and curious.
- * Says "chick-a-dee-dee-dee!"
- * Eats seeds and insects.

Look for me:
In trees and at feeders.

NORTHERN CARDINAL



- * Bright red and easy to spot.
- * Has a crest on its head.
- * Eats seeds and fruits.

Look for me:
In backyards and bushes.

BLUE JAY



- * Bright blue and bold.
- * Can mimic other bird calls.
- * Eats nuts, seeds, and acorns.

Look for me:
In trees and along trails.

DOWNY WOODPECKER



- * Tiny but tough!
- * Taps on trees to find bugs.
- * Eats insects and seeds.

Look for me:
On tree trunks.

BLACK-CAPPED NUTHATCH



- * Climbs down trees head first.
- * Stores food for winter.
- * Eats seeds and nuts.

Look for me:
On tree trunks and branches.

GREAT HORNED OWL



- * Big eyes help it see at night.
- * Quiet flyer and powerful hunter.
- * Eats small animals and birds.

Look for me:
At dawn, dusk, or night.

Birds need food,
water, and safe places
to stay warm.
You can help!

What birds have you seen?
Color or write the names here!

Watch quietly,
be kind,
and enjoy
the wonder!

WOODLAND NEIGHBORS

Animals live in the woods all winter long.
They have clever ways to stay safe and warm!

Learn about the woodland animals below!

WHITE-TAILED DEER



- ★ Gentle and graceful.
- ★ Grows a thick winter coat.
- ★ Eats twigs, leaves, and buds.



Look for me:
In clearings and
near forest edges.

RED SQUIRREL



- ★ Busy and quick!
- ★ Stores nuts and seeds for winter.
- ★ Lives in tree nests called dreys.



Look for me:
High in the trees.

SNOWSHOE HARE



- ★ Changes from brown to white.
- ★ Big feet help it hop on snow.
- ★ Nibbles on twigs and bark.



Look for me:
In brushy areas
and under trees.

RACCOON



- ★ Smart and curious.
- ★ Washes its food in water.
- ★ Sleeps during the day in a cozy den.



Look for me:
Near streams and
in hollow trees.

RED FOX



- ★ Sly and adaptable.
- ★ Thick fur keeps it warm.
- ★ Hunts for small animals.



Look for me:
Along trails and
open woods.

STRIPED CHIPMUNK





- ★ Tiny and fast!
- ★ Stores food in hidden spots.
- ★ Sleeps in a burrow under the ground.



Look for me:
On logs, rocks,
and along paths.

Animals help
our forests
stay healthy!
Let's protect
their homes.

Who lives in a... 

- ...tree nest (drey)? _____
- ...burrow in the ground? _____
- ...hollow tree? _____
- ...along the stream? _____
- ...open clearing? _____ 

We all
share the
woods!
Be kind and
be curious.

SNOWY WEATHER

Winter weather can be cold, windy, calm, or stormy.
Let's explore the different kinds!

≡ MATCH THE WEATHER TO THE DESCRIPTION. ≡

1. SNOW



2. BLIZZARD



3. WINDY



4. SLEET



5. FREEZING RAIN



6. FOGGY



A. Tiny ice pellets fall from the sky.
They bounce on the ground.



B. Lots of snow and very strong wind
make it hard to see.



C. Ice-cold rain falls and freezes
on trees, roads, and sidewalks.



D. Snowflakes fall gently or heavily
from the clouds.



E. The air moves fast and strong.
It can blow leaves and snow!



F. A thick cloud near the ground
makes everything look hazy.



WHAT'S THE WEATHER LIKE TODAY?

Look outside and draw or color the weather you see!



Did You Know?

Snow acts like a blanket!
It helps keep animals warm
by covering the ground.

Dress for the weather!

What will you wear today?
Check the clothes you need.

- Warm coat
- Hat
- Scarf
- Mittens
- Snow boots



SNOW CRYSTAL CLOSE-UP

Snowflakes are made of tiny ice crystals.
Let's take a closer look!

Look through a microscope to see
the amazing details!

HOW IT WORKS

- 1 Catch a snowflake on a cold piece of dark paper.
- 2 Let it melt just a tiny bit so it sticks.
- 3 Carefully place the paper on the microscope stage.
- 4 Zoom in and discover the beautiful patterns!

DID YOU KNOW?

Snowflakes start as tiny ice crystals high in the clouds. They grow as they fall, adding more branches and patterns!

Snowflakes are hexagons! That means they have six sides.

Snowflake under a microscope

NO TWO SNOWFLAKES ARE ALIKE!

Each snowflake has its own special design.
Can you spot the differences?



★ Scientists have photographed thousands of snowflakes, and they still can't find two that are exactly the same! ★

You are a
Snow Scientist!
Draw the beautiful
snowflake you see!

What shapes
and patterns
can you
discover?
Look closely
and enjoy
the wonder!

WINTER WORD SEARCH

Find the winter words hidden in the puzzle!
Words can go across, down, and diagonal.

S	N	O	W	F	L	A	K	E	B	R	R
B	L	I	Z	Z	A	R	D	T	O	U	E
I	C	I	C	L	E	U	C	B	O	T	D
R	E	D	S	C	A	R	F	U	O	O	W
D	M	I	T	T	E	N	S	W	T	B	I
P	I	N	E	T	R	E	E	S	H	O	N
H	O	T	C	H	O	C	O	L	A	T	E
S	L	E	D	D	I	N	G	R	F	O	R
F	R	O	S	T	Y	E	R	I	W	O	N
W	I	N	T	E	R	W	O	N	D	E	R
C	H	I	L	L	Y	C	O	A	T	K	S
S	N	O	W	M	A	N	G	L	O	V	E

Look up,
down, across,
and diagonal
to find all the
winter words!

How many
words can
you find?

WORD LIST

- | | | | |
|-------------|-----------------|-----------|----------|
| ❄ SNOWFLAKE | ❄ PINE TREES | ❄ CHILLY | ❄ BIRD |
| ❄ BLIZZARD | ❄ HOT CHOCOLATE | ❄ COAT | ❄ BOOTS |
| ❄ ICICLE | ❄ SLEDDING | ❄ SNOWMAN | ❄ FROZEN |
| ❄ SCARF | ❄ FROSTY | ❄ GLOVES | ❄ WIND |
| ❄ MITTENS | ❄ WINTER WONDER | | ❄ HOCKEY |

My favorite winter word is:

Stay warm.
Be kind.
Enjoy winter!


SNOWFLAKE MAZE

Every snowflake has a unique journey!
Help Stanley find his way to the ground.



START HERE!

I'm falling
from a cloud!
Can you help
me reach the
snowy ground?



FINISH HERE!

FUN FACTS!

- ❄ No two snowflakes are exactly alike!
- ❄ Snowflakes can have more than 200 patterns!
- ❄ They form in clouds when tiny ice crystals grow and grow.



You did it!
You helped
Stanley complete
his journey!



What do you think it's like
to fall from a cloud?



Next time it
snows, look closely
for snowflakes
on your mitten
or sleeve!



SPOT THE DIFFERENCE

Look closely! There are 10 differences between these two snowy scenes.

Take your time and see how many you can find!



CAN YOU FIND THEM ALL?

1. _____
2. _____
3. _____
4. _____
5. _____
6. _____
7. _____
8. _____
9. _____
10. _____



Observing small details helps us be great explorers!

What was your favorite difference to find?

Great job, Snow Explorer! You have eagle eyes!



HIDDEN SNOWFLAKES

Stanley needs your sharp eyes to find all 10 hidden snowflakes!

Look carefully! The snowflakes are hiding all around this winter wonderland.



WHAT CAN YOU FIND?

1



2



3



4



5



6



7



8



9



10



Be an eagle-eyed Snow Explorer!

BONUS CHALLENGE!

Can you find the tiny snowflake on the tip of Stanley's carrot nose?





DRAW YOUR FAVORITE WINTER MEMORY



Think of a winter moment
that made you happy.

Then draw a picture of it here! ⇨

IDEAS TO INSPIRE YOU!

- * Building a snowman
- * Sledding down a big hill
- * A snow day at home
- * Ice skating with friends
- * Catching snowflakes
- * Hot cocoa by the fire



There is no
wrong picture!
Your memories
are wonderful!



Tell us about your memory!
Who were you with? What was the best part?



SNOW EXPLORER FIELD JOURNAL

Explore. Observe. Discover.
Every winter adventure tells a story!



DATE: _____



WHERE DID YOU EXPLORE? _____

TODAY'S WEATHER ❄️



SUNNY



CLOUDY



SNOWING



WINDY



COLD



VERY COLD

HOW DID IT FEEL?



COLD



CHILLY



BREEZY



FREEZING!



AN ANIMAL
I SAW



A BIRD
I SAW



SOMETHING
I DISCOVERED



SOMETHING THAT
AMAZED ME



❄️ DRAW YOUR FAVORITE DISCOVERY! ❄️

Take time
to notice the
wonders all
around you!



WHAT MADE YOU SMILE TODAY? _____



MY WINTER DISCOVERIES

Every snowflake, every track, every glimpse of nature is a discovery!
What will you find today?



DATE: _____



WHERE DID YOU EXPLORE?

I SAW...



What did you see today?
Check all that you found.



Birds



Squirrels



Rabbits



Deer

Other Animals



Tracks in the Snow



Snowflakes



Icicles



Evergreen Trees

Berries or Seeds

Something Else

MY FAVORITE DISCOVERY

Draw a picture of your favorite thing you discovered.



WHAT DID THE WEATHER FEEL LIKE?



Cold



Chilly



Very Cold



Freezing!

Other words to describe it:

SOMETHING I LEARNED

What is one new thing you learned today?

WHAT MADE ME SMILE?

What was the best part of your adventure?



Every day is a new adventure.
Keep exploring!

TOMORROW I WANT TO...

EXPLORER MISSIONS

Complete these five winter missions and become an extraordinary Snow Explorer!

Great explorers help nature, help others, and make the world better!

1



CATCH A SNOWFLAKE ❄️

Catch a snowflake on your mitten or tongue. Look at it closely. Every snowflake is unique!



I did it!



2



FEED OUR WINTER FRIENDS ❄️

Help birds and wildlife by putting out food or water. Watch and see who visits your backyard!



I did it!



3



LOVE YOUR WINTER PLACE ❄️

Go on a winter walk and pick up litter you find. Leave nature cleaner than you found it!



I did it!



4



SHARE THE WARMTH ❄️

Donate your gently used winter clothes to kids in need so they too can enjoy winter.



I did it!



5



BE A WINTER OBSERVER ❄️

Take time to notice the sounds, sights and smells of winter. Write or draw what you discover!

MISSION COMPLETE!



Small actions make a big difference!

MY EXPLORER PLEDGE ❄️

I promise to be kind to nature, help others, and make every winter an amazing adventure!

Signed: _____

SNOW EXPLORER

OFFICIAL BADGE



I EXPLORED. I DISCOVERED.
I HELPED. I CARE.



MY STANLEY STAMP



Official Snow Explorer Stamp

This is your official stamp as a certified Snow Explorer!
Ask an adult to help you stamp it below.

THIS STAMP PROVES YOU:

- * Explored
- * Discovered
- * Helped
- * Cared
- * Loved
- * Winter!



Wear your Snow Explorer badge with pride!



* SIGNED & STAMPED BY STANLEY *

Date: _____

OFFICIAL SNOW EXPLORER

EXPLORER CERTIFICATE

★ THIS CERTIFICATE IS PROUDLY PRESENTED TO ★


for completing the Snow Explorer Passport
and showing curiosity, kindness, and courage
in every winter adventure.

★ YOU ARE AN OFFICIAL
SNOW EXPLORER! ★

Signed: _____

STANLEY
Chief Snow Explorer

Date: _____



FOR GROWN-UPS

Thank you for sharing winter wonder!

Helping children discover the wonder of winter—one snowy adventure at a time.

Whether you're a parent, grandparent, teacher, ski instructor, caregiver, or simply someone sharing winter with a child, thank you for helping create memories that last a lifetime.

WAYS TO MAKE WINTER MAGICAL



EXPLORE TOGETHER

Get outside and discover the beauty and wonder all around you.



DRESS WARMLY

Layers, hats, mittens and boots keep adventures cozy and fun.



NOTICE

Look for birds, animal tracks, snowflakes and all the little details.



WARM UP TOGETHER

Hot cocoa and good conversations make winter memories warmer.



READ TOGETHER

Read Stanley's story again after each adventure and keep the wonder going.



CELEBRATE DISCOVERIES

Celebrate curiosity, kindness, courage—and every small victory!

TIPS FOR GROWN-UPS

- ♥ Follow your child's lead. Wonder grows when children feel free to explore.
- ♥ There's no such thing as bad weather—just the wrong clothes!
- ♥ Safety first, always. Be prepared and know your limits.
- ♥ Encourage questions and big imaginations.
- ♥ Be patient with the mess, the magic, and the moments in between.
- ♥ The goal isn't perfection—it's connection.



LET'S KEEP EXPLORING TOGETHER!

➤ Visit StanleyTheSnowflake.com ⇐

Discover printable activities, Explorer Kits, seasonal adventures, educator resources, and more ways to keep exploring together.



PRINTABLE ACTIVITIES



EXPLORER KITS



SEASONAL ADVENTURES



EDUCATOR RESOURCES



AND MORE!

The greatest gift we can give children isn't more things... It's more moments of wonder.

♥ Thank you for exploring with Stanley. ♥

SEE YOU SOON!

Thank you for exploring winter with me!

I may see you in the summer...
or in the sea!

Every season is full of wonders,
and every adventure starts
with curiosity and a kind heart.
Keep exploring, keep wondering,
and I'll see you on our next adventure!

★ COMING NEXT: ★

BOOK TWO

Coralee Blue the Coral

Dive into a colorful Caribbean adventure with Coralee Blue! Discover coral reefs, sea creatures, and the magic of the ocean.

Coming Soon!

New Adventures

New Friends

New Discoveries

Coralee Blue's
Caribbean Reef

Wherever your adventures take you,
remember to be curious,
be kind, and never stop exploring!

Your Snow Explorer friend,

Stanley